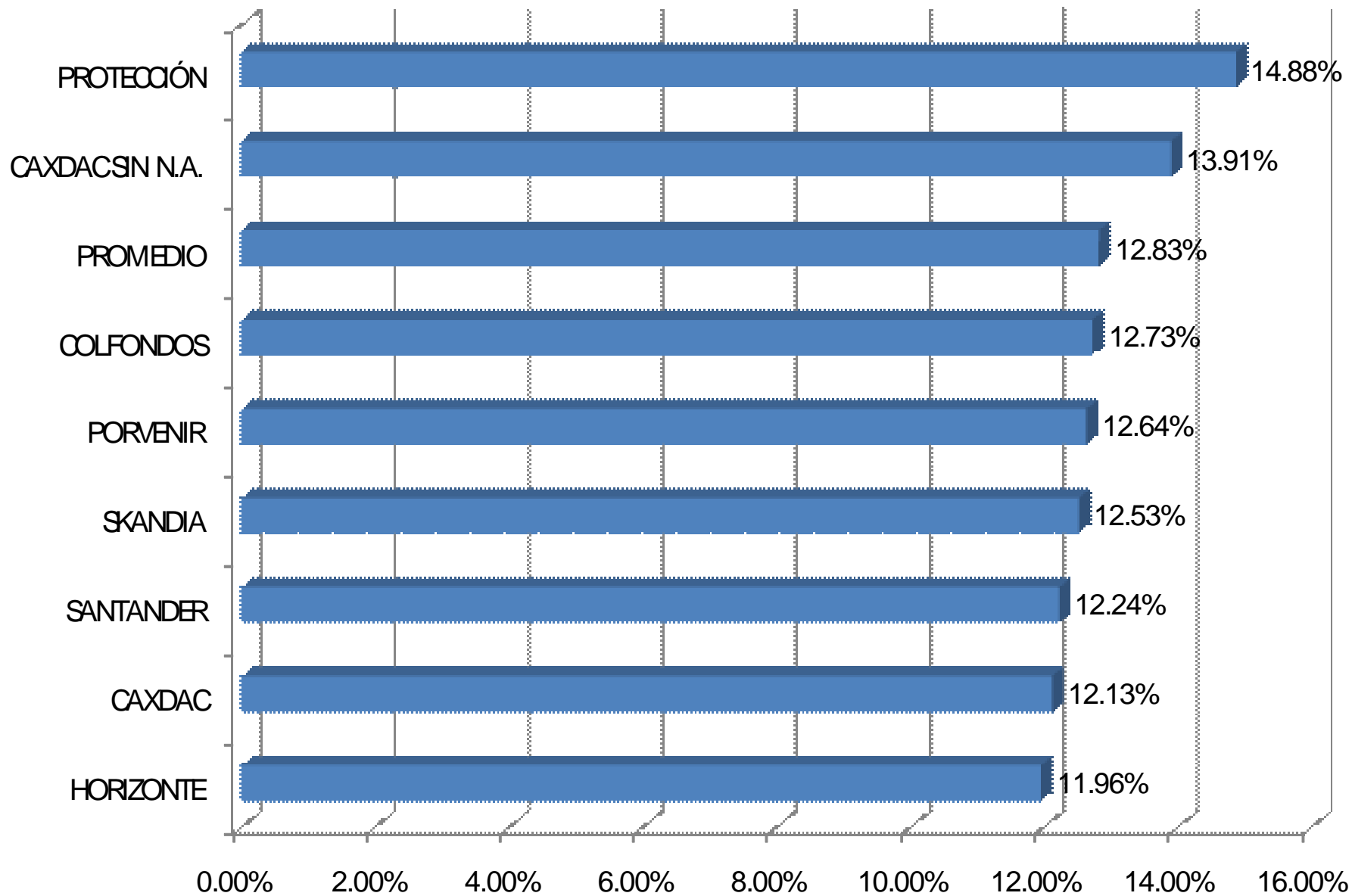


RENTABILIDAD 3 AÑOS AGOSTO/07



COMPOSICION FONDO (VEJEZ, INVALIDEZ Y SOBREVIVIENTES)

CALIFICACION EMISORES A 31 DE AGOSTO DE 2007

CALIF.	EMISOR	VR. MERCADO	PART.	CALIFIC.	%
NACION	TES/BONOS DE PAZ	72,382,739,611	22.56%		34.16%
	DEUDA EXTERNA	36,184,536,339	11.28%		
	FOGAFIN	1,030,889,914	0.32%		
	ORGANISMOS PUBLICOS				
	DISTRITO CAPITAL	12,316,692,416.00	3.84%	DCR	39.32%
	DPTO. C/MARCA	1,717,063,451.00	0.54%	DCR	
	GRUPO ISA	7,798,673,794.00	2.43%	DCR	
	GRUPO EPM	1,650,707,776.00	0.51%	DCR	
	TRANSELCA	3,726,009,451.00	1.16%	DCR	
	TITULARIZACIONES				
	FID. NOTAS TRANSGAS	1,383,328,816.00	0.43%	DCR	
	FID. NOTAS CODAD	2,669,637,121.00	0.83%	BRC	
	FIDEICOMISO INCAUCA	2,907,183,617.00	0.91%	DCR	
	FID. CORREDOR V. CTG	2,767,250,000.00	0.86%	DCR	
	COLSANITAS	3,628,043,034.00	1.13%	DCR	
	TAYRONA	1,032,192,411.00	0.32%	DCR	
	SECTOR FINANCIERO				
	BANCOLOMBIA	4,487,627,731.00	1.40%	DCR	
	ABN AMRO BANK	3,196,314,475.00	1.00%	DCR	
	DAVIVIENDA	3,156,424,371.00	0.98%	DCR	
	BBVA	1,985,720,241.00	0.62%	DCR	
	GMAC	527,154,580.00	0.16%	DCR	
	CITIBANK	1,870,376,769.00	0.58%	DCR	
	LEASING DE OCCIDENTE	508,575,428.00	0.16%	DCR	
	FINANDINA	2,055,976,013.00	0.64%	DCR	
	BANCO DE OCCIDENTE	2,081,773,414.00	0.65%	DCR	
	BANCO DE CREDITO	203,549,969.00	0.06%	DCR	
	HSBC	50,364,275.00	0.02%	BRC	
	BANCOLDEX	5,223,739,095.00	1.63%	DCR	
	FINDETER	7,139,324,613.00	2.23%	DCR	
	GRUPO AVAL	2,046,813,383.00	0.64%	DCR	
	ENCARGOS FIDUCIARIOS				
	FIDUCOLOMBIA	22,876,043.00	0.01%	DCR	
	CORFICOLOMBIANA	805,105,134.00	0.25%	DCR	
	HELM TRUST	12,168,907.00	0.00%	DCR	
	ACCIONES				
	ISA	9,436,171,535.00	2.94%	DCR	
	ISAGEN	12,916,114,800.00	4.03%	DCR	
	GRUPO AVAL	4,250,247,774.00	1.32%	DCR	
	ETB	1,354,911,411.00	0.42%	DCR	
	SECTOR REAL -PRIVADO				
	CEMENTOS ARGOS	4,486,877,047.00	1.40%	DCR	
	BAVARIA	3,545,821,158.00	1.11%	DCR	
	CUSA	1,543,266,338.00	0.48%	DCR	
	METRODISTRITO	1,578,445,347.00	0.49%	DCR	
	COVIANDES	2,040,488,378.00	0.64%	DCR	
	FIDUCIA AV SUBA TRAMO II	1,756,010,978.00	0.55%	DCR	
	EMGESA	1,963,036,640.00	0.61%	DCR	
	PROMIGAS	1,400,849,840.00	0.44%	DCR	
	OTROS				
	TIT. HIPOTECARIOS ESTADOS U.	1,094,135,414.00	0.34%	S&P	
	BANCO MUNDIAL, IFC	1,807,085,678.00	0.56%	DCR	
	EFFECTIVO				

AAA

AAA

COMPOSICION FONDO (VEJEZ, INVALIDEZ Y SOBREVIVIENTES)

CALIFICACION EMISORES A 31 DE AGOSTO DE 2007

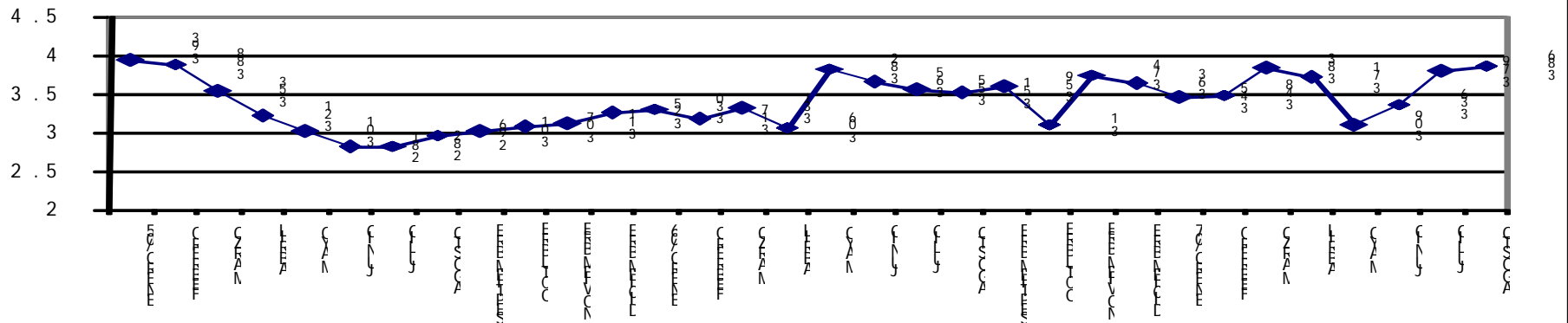
	CALIF.	EMISOR	VR. MERCADO	PART.	CALIFIC.	%
AA	AA+	SECTOR FINANCIERO				8.48%
		BANCO COLPATRIA	916,475,466.00	0.29%	DCR	
		LEASING COLOMBIA	4,345,542,604.00	1.35%	DCR	
		SECTOR REAL				
		CONCESIÓN PANAMERICANA	2,131,164,320.00	0.66%	DCR	
		BANCO MUNDIAL DE LA MUJER	3,278,766,495.00	1.02%	DCR	
		REITS	508,153,884.00	0.16%	DCR	
		CORONA	2,185,037,514.00	0.68%	DCR	
		CARACOL TV	178,998,491.00	0.06%	DCR	
		SURENTING	4,592,251,386.00	1.43%	DCR	
		BETANIA	4,108,998,622.00	1.28%	DCR	
		SECTOR FINANCIERO				
	SUFINANCIAMIENTO	3,128,039,589.00	0.97%	DCR		
	ENTIDADES EXTERIOR					
	BARCLAYS BANK -AVANS	1,820,354,392.00	0.57%	S&P		
	ENTIDADES EXTERIOR					
	LEHMAN BROTHERS	2,153,084,151.00	0.67%	S&P		
	CREDIT SUISS FIRST BOSTON	2,168,997,504.00	0.68%	S&P		
	BANK OF AMERICA	4,454,536,631.00	1.39%	S&P		
	CITIGROUP	11,928,216,481.00	3.72%	S&P		
	HSBC CORP.	4,338,975,028.00	1.35%	S&P		
	MERIDIAN	5,792,897,203.00	1.81%	S&P		
	AA-					9.61%
	A+	ENTIDADES EXTERIOR				
		SANTANDER PRIVATE BANKING	5,227,257,269.00	1.63%	S&P	
		UBS	3,223,697,603.00	1.00%	S&P	
		MORGAN STANLEY	2,139,660,437.00	0.67%	S&P	
		BEAR STEARNS	5,523,322,492.00	1.72%	S&P	
		MERRILL LYNCH	1,096,330,789.00	0.34%	S&P	
	A					
SIN CALIFICACION	MULTILATERALES					
	CORP. ANDINA DE FOMENTO	949,582,012.00	0.30%	S&P		
	TITULARIZACION INMOBILIARIA					
	TITULOS TREN	6,976,484.00	0.00%			
	ACCIONES-FONDOS INTERNACIONALES ACC					
	CLINICA COLSANITAS	292,842,127.00	0.09%			
	FLF BEST SELEC	1,710,815,468.00	0.53%			
	FLF EQUITY ASIA	1,401,112,669.00	0.44%			
	FLF SMALL CAPS	642,404,505.00	0.20%			
	FRNAKLIN AGGRESIV	491,851,956.00	0.15%			
	JPM EMERGING EUROP	1,386,806,215.00	0.43%			
	JPM US DINAMIC	3,580,764,303.00	1.12%			
TEMPLETON L.A.	638,617,623.00	0.20%				
FONDO VALORES BANCOLOMBIA	3,508,317,876.00	1.09%				
	TOTAL	327,561,553,941				

PRINCIPALES EMISORES

Agosto de 2007

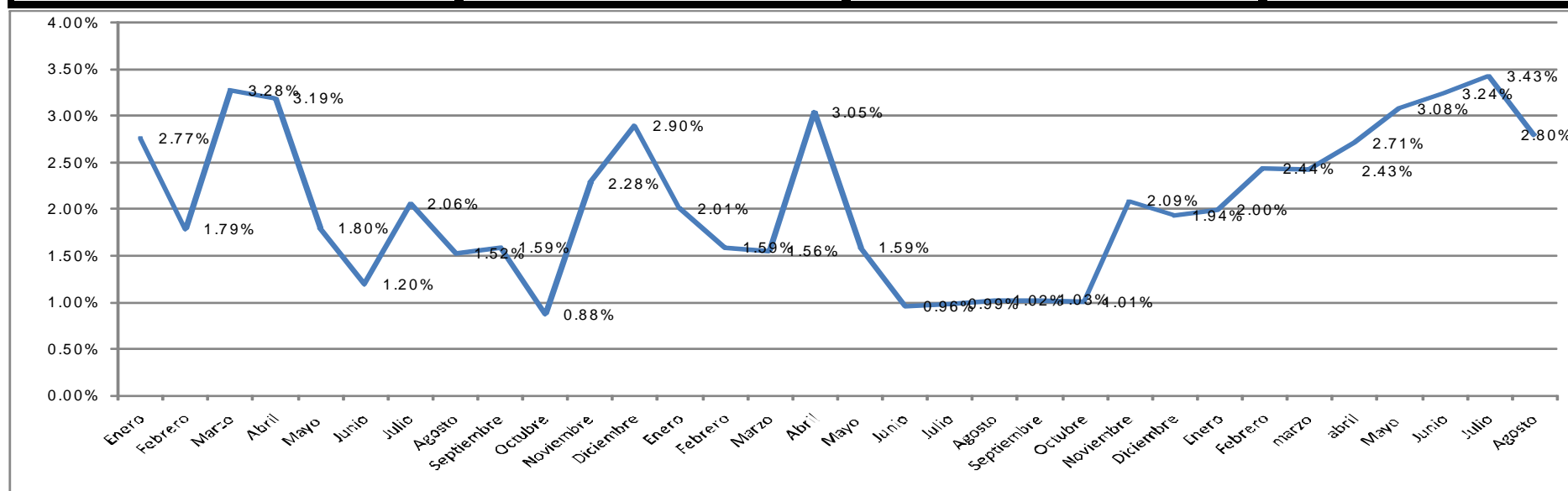
REPUBLICA DE COLOMBIA	34.16%
GRUPO ISA	6.53%
GRUPO EMPRESARIAL ANTIOQUEÑO	5.17%
ISAGEN	4.03%
BOGOTA D.C.	3.84%
CITIGROUP	3.72%
GRUPO AVAL	3.63%
FINDETER	2.23%
GRUPO ENDESA	1.89%
MFS MERIDIAN	1.81%

Duración Portafolio CAXDAC 2005 - 2007



VALOR EN RIESGO

FONDO	VALOR EN RIESGO	VALOR PORTAFOLIO	VeR/ Vr. Portafolio
VEJEZ	8,531,051,902	302,141,839,104	2.82%
INVALIDEZ	243,567,410	9,377,789,312	2.60%
SOBREVIVIENTES	248,753,916	9,311,331,910	2.67%
EXTRALEGAL	103,506,136	4,852,164,490	2.13%
ADMINISTRADORA	23,052,752	535,725,002	4.30%
TOTAL	9,149,932,116	326,218,849,817	2.80%

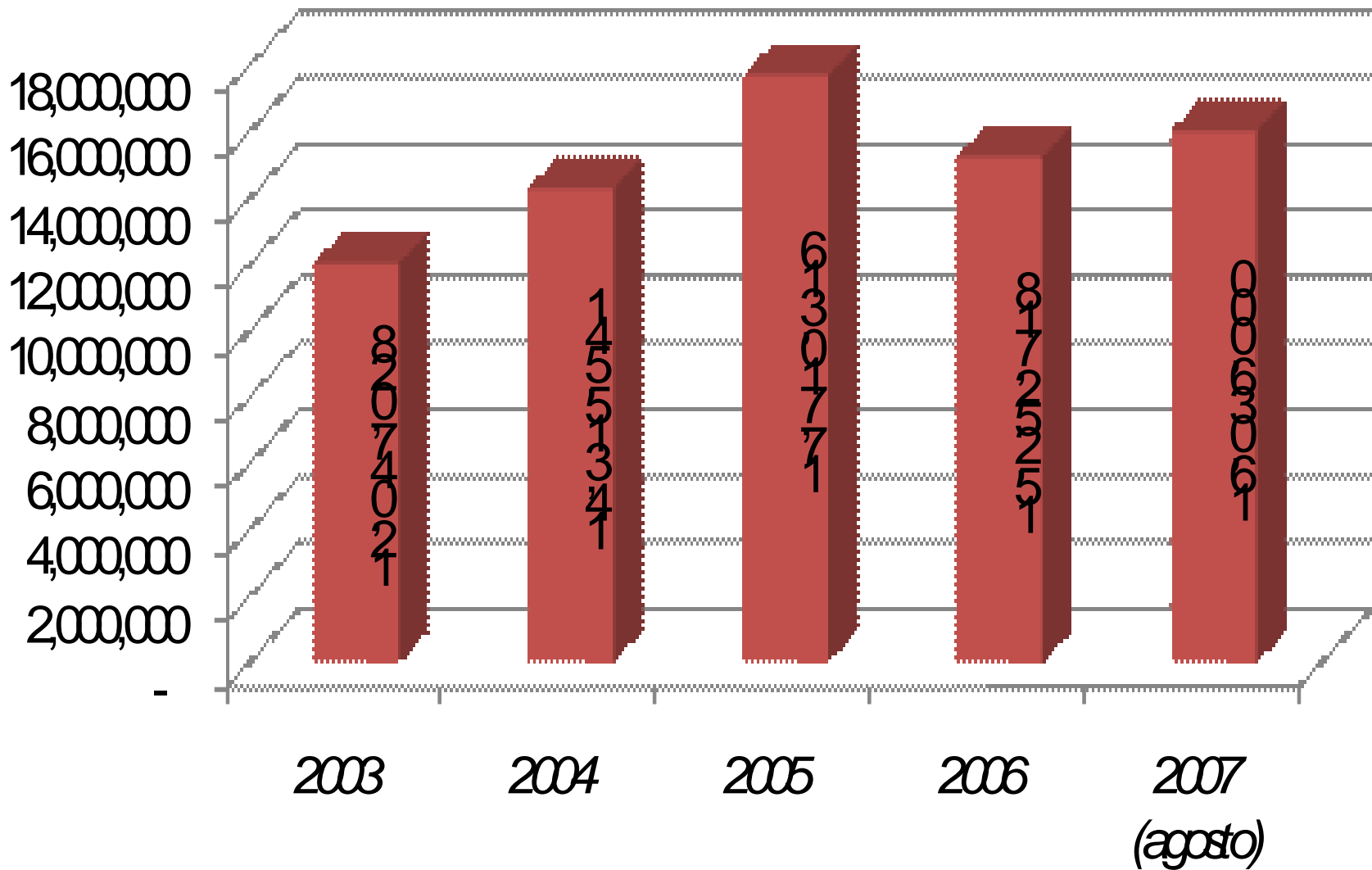


COMPOSICION FONDO EXTRALEGAL

CALIFICACION EMISORES A 31 DE AGOSTO DE 2007

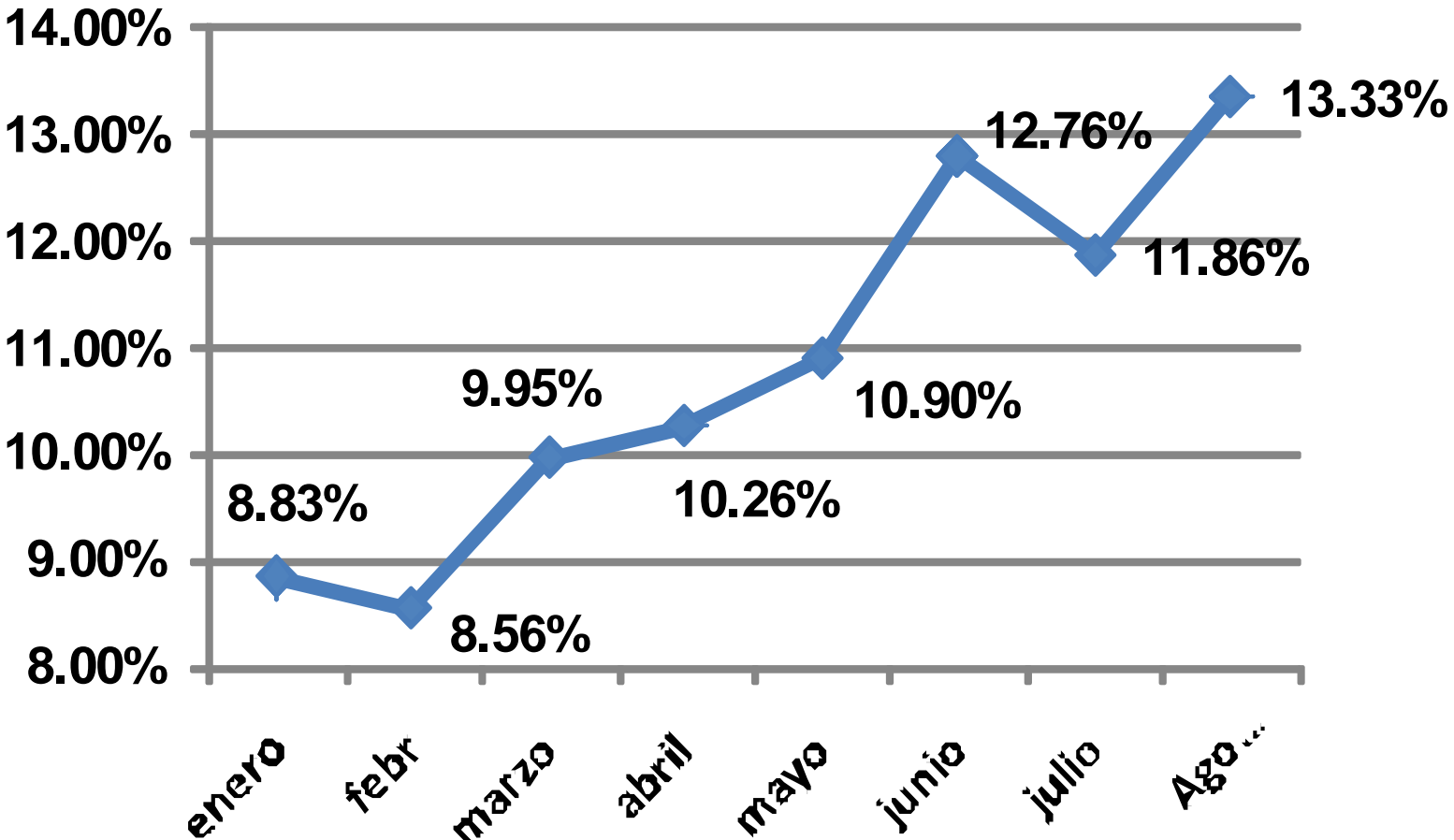
CALIFICACION	EMISOR	VR. MERCADO	PART.	CALIFIC.	%
AAA	ORGANISMOS PUBLICOS				100.00%
	DPTO. C/MARCA	294,328,705.00	6.06%	DCR	
	GRUPO ISA	508,933,384.00	10.49%	DCR	
	TITULARIZACIONES				
	FIDEICOMISO NOTAS CODAD	113,247,018.00	2.33%	BRC	
	COLSANITAS	202,743,581.00	4.18%	DCR	
	SECTOR FINANCIERO				
	DAVIVIENDA	261,468,830.00	5.39%	DCR	
	LEASING DE OCCIDENTE	607,240,276.00	12.51%	DCR	
	LEASING COLOMBIA	206,586,990.00	4.26%	DCR	
	GMAC	405,503,523.00	8.36%	DCR	
	CITIBANK	514,490,026.00	10.60%		
	BANCO COLPATRIA	179,496,712.00	3.70%	DCR	
	GRUPO AVAL	307,022,007.00	6.33%	DCR	
	ENCARGOS FIDUCIARIOS				
	HELM TRUST	672,941,910.00	13.87%	DCR	
	SECTOR REAL -PRIVADO				
	BAVARIA	104,584,301.00	2.16%	DCR	
	ISAGEN	34,847,970.00	0.72%		
	METRODISTRITO	377,370,305.00	7.78%	DCR	
	EFFECTIVO				
	BANCO DE CREDITO	62,153,161.00	1.28%	DCR	
		TOTAL	4,852,958,699		

Valor del Activo FONDOEXTRALEGAL



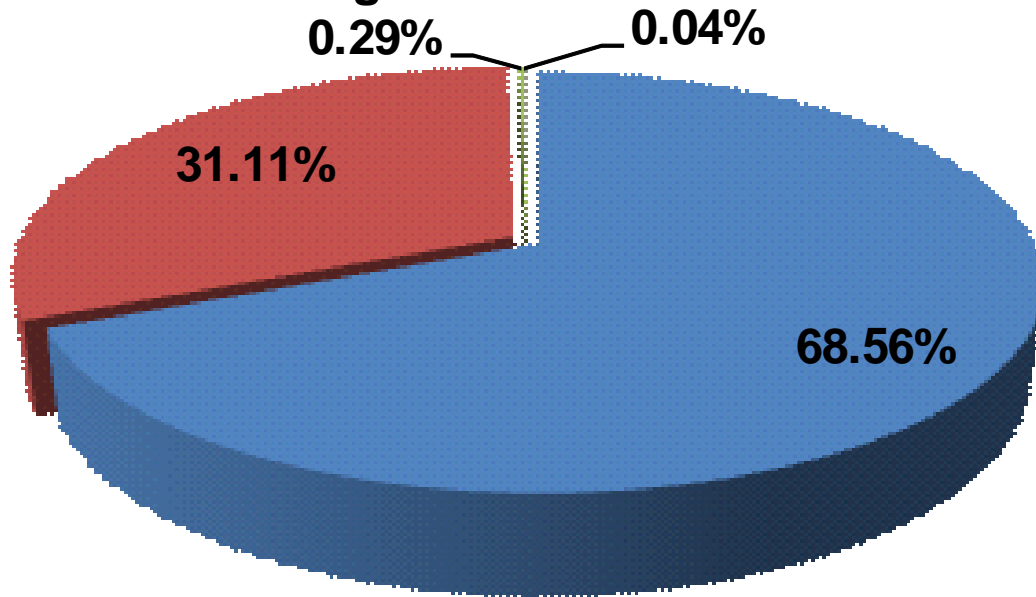
RENTABILIDAD FONDO EXTRALEGAL

Año 2007



CARTERA FONDO EXTRALEGAL

Agosto de 2007



■ PERSONAL

■ VEHÍCULOS

■ CALAMIDAD

■ EDUCATIVO

DIVERSIFICACION CARTERA FONDO EXTRALEGAL

MODALIDAD	VALOR \$	PART.
PERSONAL	7,744,499,439	68.66%
VEHÍCULOS	3,502,710,411	31.05%
CALAMIDAD	28,747,031	0.25%
EDUCATIVO	3,502,975	0.03%
TOTAL	11,279,459,856	100.00%

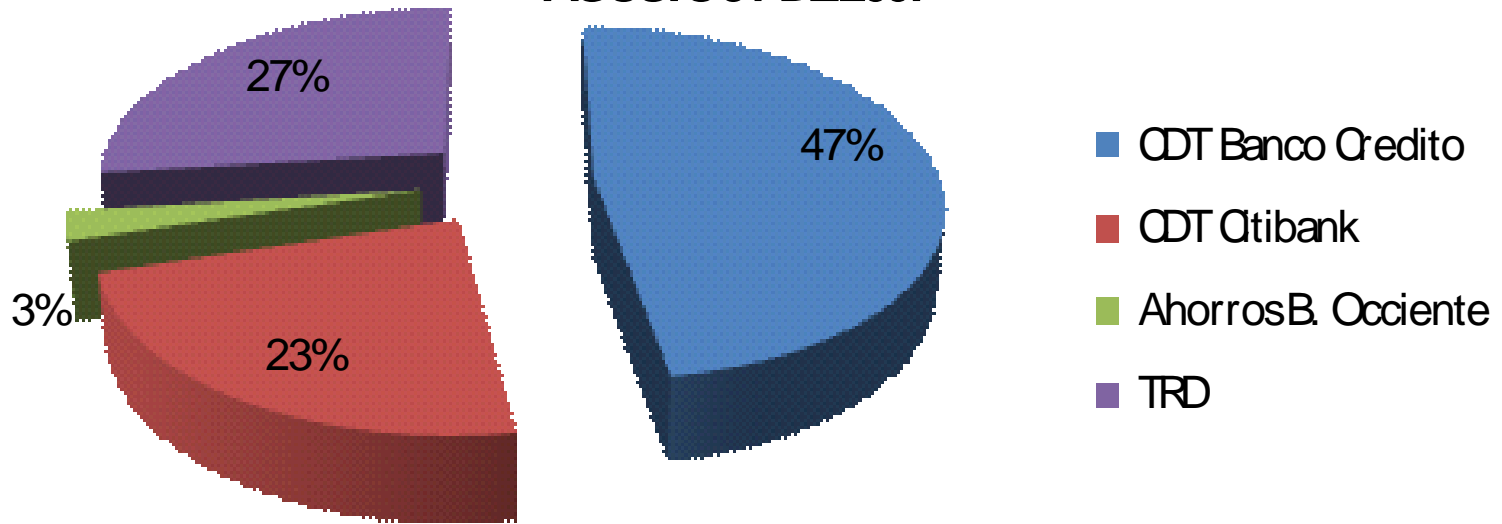
VALOR EN MORA AGOSTO

11,937,929

VALOR PROVISION A AGOSTO

112,794,599

**PORTAFOLIO ADMINISTRADORA
AGOSTO 31 DE 2007**



Espece	Vr. Mercado	Part.	Calificación
CDT Banco Credito	253,459,567	47.31%	dp1+
CDT Citibank	120,045,479	22.41%	dp1+
Ahorros B. Occiente	19,056,648	3.56%	dp1+
TRD	143,163,308	26.72%	Nación
Total general	535,725,002		